

# WORK INSTRUCTION

Document No.	WI-PR-047
Section	Cutting
Revision No.	00
Effective Date	1-Feb-21
Page No.	1 of 2

Process Name

**BIAS Cut Process - DINO LU-911-B**

Objective

To guide the operator in operating the DINO LU-911-B for BIAS cut operation.

User

**Belt Loop Cutter Operator**

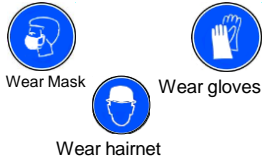
Previous Process

Sorting

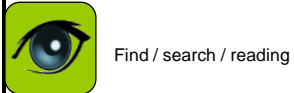
Next Process

Loading

PPE



Legend



**TOTAL CYCLE TIME**

**88sec**

**1**

Task:

TT  
10sec

**Description:**  
Get the swatch and garment list from the sorting area. Check the garment list and swatch coincides for the corresponding combination to cut.

*Kuhaa ang swatch ug garment list sa sorting area. I-check ang garment list ug swatch kung pareho ba ang combination na i-*

**2**

Task:

TT  
12sec

**Description:**  
Verify the style number and phase on the garment list to know the fabric to get in the fabric rack.

*Tan-awa ang style number ug phase naa sa garment list para mahebaw-an ang fabric na kuhaon sa fabric rack.*

**3**

Task:

TT  
16sec

**Description:**  
Lay the fabric to the cutting table and cut the necessary length for the operation.

*I-lay ang fabric sa cutting table ug putlon ang gikinahanglan na length para sa operasyon.*

**4**

Task:

TT  
7sec

**Description:**  
Connect the sides of the cutted fabric by sewing it together.

**Hazard:** Needle      **Risks:** Stitching through the finger  
**Controls:** Finger Guard

*I-konek ang iseg ka kilid sa pinutol na fabric pinaagi sa pagtahi niini.*  
**Hazard:** Dagom      **Risks:** Pagtahi palusot sa tudlo  
**Controls:** proteksyon sa tudlo

**5**

Task:

TT  
10sec

**Description:**  
Place properly the specimen fabric to the machine. Set the measurement size to be cut base on the garment list.

*Ibutang ug husto ang specimen fabric sa machine. I-set ang sukod nga putlon base sa garment list.*

**6**

Task:

TT  
20sec

**Description:**  
Turn upward the toggle switch to On and proceed for operation.

**Hazard:** Rotating Part      **Risks:** The hand caught in between  
**Peligro:** Nagtuyok na Shaft      **Risks:** Mapasok sa tunga ang kamot

Prepared by:  
Jan Carlo Ybañez  
ME Analyst

Monalisa Enicuela  
ME Manager

Reviewed by:  
Nicholas Chen  
CMD Manager

Armond Garcia  
EHSS Manager




Daniel Hsieh  
QMS Manager

Sasa Chang  
GME Manager




# WORK INSTRUCTION

Document No.	WI-PR-047
Section	Cutting
Revision No.	00
Effective Date	1-Feb-21
Page No.	2 of 2

<b>Process Name</b>	<b>BIAS Cut Process - DINO LU-911-B</b>	<b>Objective</b>	To guide the operator in operating the DINO LU-911-B for BIAS cut operation.
---------------------	---	------------------	--

<b>User</b>	Belt Loop Cutter Operator
<b>Previous Process</b>	Sorting
<b>Next Process</b>	Loading
<b>PPE</b>	 Wear Mask  Wear gloves  Wear hairnet

**Legend**

-  Find / search / reading
-  Inspection
-  Safety Point
-  Attach Information
-  Storage

**TOTAL CYCLE TIME**

**88sec**

**7**

Task:





Output

Garment

TT



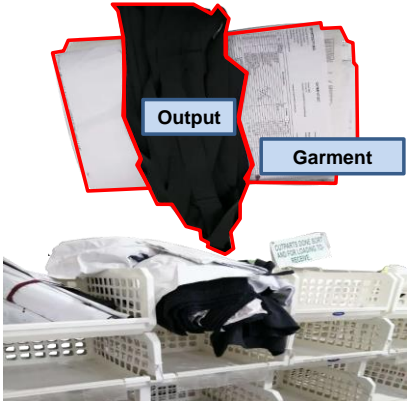
5sec

**Description:**  
Get the output from the tray and attach the garment list to it.

*Kuhaa ang output sa tray ug ikuyog kini sa garment list.*

**8**

Task:

Output

Garment

TT

8sec

**Description:**  
Put together the output with the garment list to the sorted cut-parts. Then put it to the loading rack.

*Ikuyog ang output ug ang garment list sa sorted cut-parts. Dayun ibutang kini sa loading rack.*

Prepared by:	Reviewed by:
<u>Jan Carlo Ybañez</u> ME Analyst	<u>Monalisa Enicuela</u> ME Manager
<u>Nicholas Chen</u> CMD Manager	<u>Armond Garcia</u> EHSS Manager
<u>Daniel Hsieh</u> QMS Manager	<u>Sasa Chang</u> GME Manager